

Please read this guide before installing the later model. (DRLTA000021-KS2)

Included parts

- ① Washer tank x 1pc
- ② Oil block x 1pc
- ③ Oil block spacer x 1pc
- ④ Straight hose end (AN10) x 2pcs
- ⑤ L-shaped hose end (AN10) x 1pc
- ⑥ U-shaped hose end (AN10) x 1pc
- ⑦ Hose (size #10) x 2.5m
- ⑧ Banjo fitting (AN10 · 7/8"φ) x 1pc
- ⑨ Banjo bolt (7/8"-14 · with washer) x 1pc



※ Please prepare oil filters for the oil block.


(The original oil filter cannot be used)

※ AN10 screws are used for the joint parts of the oil cooler, both where the oil enters and leaves.

*The central screw size of the oil block: M20×1.5




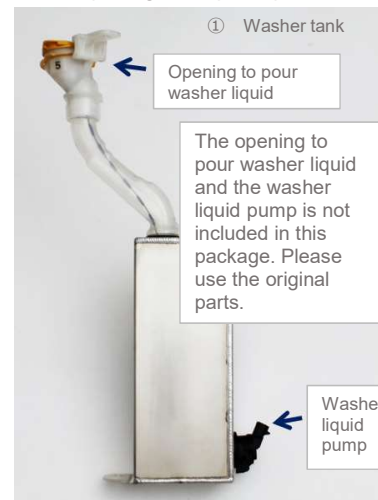
Example images of the installation



Points to note when replacing

* Please use the original products for the opening to pour the liquid and the motor for the washer tank.

When replacing these parts, please make sure that there is no leakage.



*Please securely fasten the washer tank at the two circled parts in the images.



⑦ Hose
Please cut the hose to suit your vehicle.
When installing the hose, please ensure that the hose does not have contact with the frame of the body.